

PARENTS' SIZE GUIDE



KEEP LOOKING BETTER FOR LONGER

GENERAL GARMENT CARE INSTRUCTIONS

- Always refer to the care instructions printed on the label inside your garment.
- Ensure you sort your garments into like for like colours and fabrics for washing.
- Be careful not to overload your washing machine.
- Turn garments inside out prior to machine washing.
- Always wash dark colours separately.
- For whites we recommend the use of wash care products that are specifically formulated for whites. This ensures your whites stay white.
- The use of fabric softener is not recommended as it is known to break down fibres in clothing.
- Stain removers containing optical brightening agents or bleach are not recommended for use on colours or darks.
- Fasten buttons and zips to reduce the risk of damage.

GUIDE TO OUR WASH CARE SYMBOLS



Machine wash



30° machine wash with maximum agitation & normal spin



40° machine wash with maximum agitation & normal spin



40° machine wash with medium agitation & short spin



50° machine wash with medium agitation & short spin



Do not use chlorine bleach



Cool tumble dry



Do not tumble dry



Cool Iron



Warm Iron



Non iron

SHARE WASH CARE TIPS

Email: washcaretips@schooltrends.co.uk

INTRODUCTION TO SCHOOL TRENDS

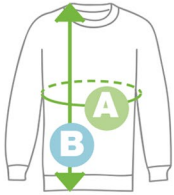
At School Trends we have been supplying school uniform for nearly 30 years. We aim to deliver quality garments that offer excellent value for money. This parents' size guide is designed to help you select the correct size uniform and provide basic wash care instructions to keep your uniform looking as new.

HOW TO MEASURE

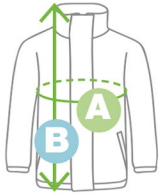
Either...

Take a tape measure and measure in inches all around your child's chest or waist and refer to 1) To fit child's chest/waist.

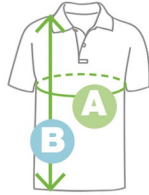
Or measure an item of clothing that your child already has in centimetres and follow the below diagrams referring to the **A** and **B** measurements.



Sweatshirts,
Sweatcards,
Classic Hoodie,
Classic Zoodie,
Knitwear, Long Sleeved
Polo Shirt, Rugby Shirt
& Leavers/Events
Zoodie



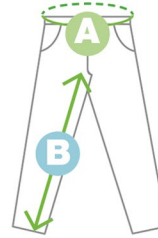
Blazer, Fleece,
Lightweight, Storm
Dry Jacket, Parka
& Softshell Jacket,
Tracksuit Top &
All Weather Suit
Jacket



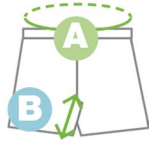
Polo Shirts &
Classic T-Shirt



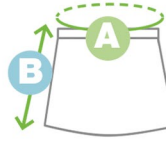
Pinafores
& Gingham
Dresses



Relaxed Joggers,
Tracksuit Bottoms,
Waterproof Trousers
& All Weather Suit
Trousers



Shadow Stripe,
Fitted &
Poly-Cotton
Shorts



PE Skort



Please note: Finished length measurements for tops, dresses and jackets are taken from the shoulder neck point to hem including rib trims if applicable. However Blazers are measured from the centre back. Please allow for 5% commercial tolerance.

GARMENT SPECIFICATION

CLASSIC SWEATSHIRT, CLASSIC V-NECK SWEATSHIRT, CLASSIC HOODIE & ZOODIE

Approx. Age (years)	2/3	3/4*	5/6	7/8	9/10	11/12	13	XS
1) To fit child's chest (inches)	22	24	26	28	30	32	34	34/36
A Garment Chest (cm)	66	71	76	81	86	92	96	102
B Garment Length (cm)	42	44.5	47	49.5	52	60	63.5	66

ESSENTIAL SWEATSHIRT

Approx. Age (years)	2/3	3/4	5/6	7/8	9/10	11/12	13	XS
1) To fit child's chest (inches)	22	24	26	28	30	32	34	34/36
A Garment Chest (cm)	68	73	78	81	88	94	98	105
B Garment Length (cm)	41	45	49	51	54	57	60	67

ESSENTIAL V-NECK SWEATSHIRT

Approx. Age (years)	2/3	3/4	5/6	7/8	9/10	11/12	13	XS
1) To fit child's chest (inches)	22	24	26	28	30	32	34	34/36
A Garment Chest (cm)	66	72	76	82	90	94	98	106
B Garment Length (cm)	43	45	47	50	54	56	61	66

CLASSIC SWEATCARDI

Approx. Age (years)	2/3	3/4	5/6	7/8	9/10	11/12	13	XS
1) To fit child's chest (inches)	22	24	26	28	30	32	34	34/36
A Garment Chest (cm)	66	71	76	81	86	92	96	106
B Garment Length (cm)	42	44.5	47	49.5	52	60	65	71

ESSENTIAL SWEATCARDI

Approx. Age (years)	2/3	3/4	5/6	7/8	9/10	11/12	13	XS
1) To fit child's chest (inches)	22	24	26	28	30	32	34	34/36
A Garment Chest (cm)	67	73	79	85	93	97	101	105
B Garment Length (cm)	42	47.5	49	52	55	58	61	64

PRIME POLO SHIRT

Approx. Age (years)	2/3	3/4	5/6	7/8	9/10	11/12	13	XS
1) To fit child's chest (inches)	22	24	26	28	30	32	34	34/36
A Garment Chest (cm)	60	64	68	72	76	80	84	88
B Garment Length (cm)	45	47	49	51	53	55	57	59

WHY NOT
MEASURE
YOUR
CHILD'S
CLOTHING?
USE **A** & **B**
TO COMPARE



“ THE QUALITY OF THE PRODUCTS I HAVE RECEIVED HAVE BEEN OUTSTANDING! ”

Rachel Thompson, Sussex

TIPPED POLO SHIRT

Approx. Age (years)	2/3	3/4	5/6	7/8	9/10	11/12	13	14/15	5
A Garment Chest (cm)	66	70	74	78	84	90	96	102	107
B Garment Length (cm)	44	46	49	53	58	61	63.5	66	71

COURTELLE CLASSIC KNITWEAR

Approx. Age (years)	4/5	5/6	7/8	9/10	11/12	13
1) To fit child's chest (inches)	24	26	28	30	32	34
A Garment Chest (cm)	66	70	76	80	86	92
B Garment Length (cm)	44	47	52	57	61	65

PERFORMA™ KNITWEAR

Approx. Age (years)	3/4	5/6	7/8	9/10	11/12	13	5
A Garment Chest (cm)	65	70	75	80	86	90	96
B Garment Length (cm)	44	48	52	56	58	60	62

BUTTON FRONTED GINGHAM DRESS

Approx. Age (years)	3/4	4/5	5/6	6/7	7/8	8/9	9/10	10/11	11/12	12/13
A Garment Chest (cm)	62	65	68	71	74	77.6	81	84.5	88	92
B Garment Length (cm)	54.5	58.5	62.5	66.5	70.5	75	80	84	88	92

ZIP FRONTED GINGHAM DRESS

Approx. Age (years)	3/4	4/5	5/6	6/7	7/8	8/9	9/10
A Garment Chest (cm)	62	64	66	68	70	73	76
B Garment Length (cm)	53.5	56	61	66	71.5	76.5	81.5

PINAFORE DRESS

Approx. Age (years)	4	5	6	7	8	9	10
A Garment Chest (cm)	69	70.5	72	74	76	78	82
B Garment Length (cm)	60	63	66	69	72	76	80

CLASSIC T-SHIRT

Approx. Age (years)	3/4	5/6	7/8	9/10	11/12	13
1) To fit child's chest (inches)	22/24	26	28	30	32	34
A Garment Chest (cm)	70	74	76	84	90	96
B Garment Length (cm)	49	49.5	55	60.5	61.5	64

RELAXED JOGGERS

Approx. Age (years)	2/3	3/4	5/6	7/8	9/10	11/12	13/14
A Waist Relaxed (cm)	42	46	50	54	58	62	66
B Inside Leg (cm)	33.5	38	45	54	61	68	74

ALL WEATHER SUIT JACKET

Approx. Age (years)	3/4	5/6	7/8	9/10	11/12	5
A Garment Chest (cm)	86	91	96	101	106	116
B Garment Length (cm)	53	60	62	64	66	74

ALL WEATHER SUIT TROUSERS & WATERPROOF TROUSERS

Approx. Age (years)	3/4	5/6	7/8	9/10	11/12	5
A Waist Relaxed (cm)	42	45	48	51	53	92
B Inside Leg (cm)	46	50	54	58	60	73

FLEECE JACKET

Approx. Age (years)	3/4	5/6	7/8	9/10	11/12	XS
1) To fit child's chest (inches)	24	26	28	30	32	34/36
A Garment Chest (cm)	78	83	88	93	98	100
B Garment Length (cm)	46	50	54	58	62	65.5

LIGHTWEIGHT JACKET

Approx. Age (years)	3/4	5/6	7/8	9/10	11/12	13/14
A Garment Chest (cm)	85	91	97	103	109	115
B Garment Length (cm)	52	56	60	64	68	72

STORM DRY JACKET

Approx. Age (years)	2/3	3/4	5/6	7/8	9/10	11/12	13/14
A Garment Chest (cm)	74	78	82	88	94	100	108
B Garment Length (cm)	46	51	55	59	62	67	72

PARKA COAT

Approx. Age (years)	3/4	5/6	7/8	9/10	11/12	13/14
A Garment Chest (cm)	82	94	98	104	108	114
B Garment Length (cm)	53	60	62	64	66	68

SOFTSHELL JACKET

Approx. Age (years)	3/4	5/6	7/8	9/10	11/12	13/14
A Garment Chest (cm)	65	71	77	83	89	96
B Garment Length (cm)	44	48	52	56	60	64

POLY-COTTON SHORTS

Approx. Age (years)	2/3	3/4	5/6	7/8	8/9	9/10	11/12	13	S
1) To fit child's waist (inches)	18	20	22	24	26	28	30	32	34/36
A Waist Relaxed (cm)	38	40	46	50	54	58	62	66	72
B Inside Leg (cm)	7	7.5	8	9	9	9.5	9.5	10	10

SHADOW STRIPE SHORTS

Approx. Age (years)	2/4	4/7	7/10	10/13	S
1) To fit child's waist (inches)	18/20	22/24	26/28	30/32	34/36
A Waist Relaxed (cm)	42	46	50	54	58
B Inside Leg (cm)	6	8	9	10	11

FITTED SHORTS

Approx. Age (years)	4/5	6/7	8/9	11/12
A Waist Relaxed (cm)	46	48	50	52
B Inside Leg (cm)	13	14	15	16

PE SKORT

Approx. Age (years)	5/6	7/8	9/10	11/12
A Waist Relaxed (cm)	48	52	56	60
B Outer Length (cm)	28	29	30	31

TRACKSUIT TOP

Approx. Age (years)	5/6	7/8	9/10	11/12	13
1) To fit child's chest (inches)	26	28	30	32	34/36
A Garment Chest (cm)	94	100	106	112	118
B Garment Length (cm)	50	55	60	65	70

TRACKSUIT BOTTOMS

Approx. Age (years)	5/6	7/8	9/10	11/12	13	XS	S
1) To fit child's waist (inches)	20/22	22/24	24/26	26/28	28/30	30/32	32/34
A Waist Relaxed (cm)	51	53	56	59	63	67	73
B Finished Length (cm)	47	52	57.5	63	68	73	77.5

BLAZER - PLAIN BACK

1) To fit child's chest (inches)	22	24	26	28	30	32	34
A Garment Chest (cm)	71.5	76.5	81.5	86.5	91.5	96.5	101.5
B Garment Length (cm)	43.5	48.5	53.5	58.5	61	63.5	68.5

BLAZER - VENTED BACK

1) To fit child's chest (inches)	22	24	26	28	30	32	34
A Garment Chest (cm)	71.5	76.5	81.5	86.5	92	96.5	101.5
B Garment Length (cm)	43	48	53.5	58.5	62.5	66	71

LEAVERS & EVENTS ZOODIE

Approx. Age (years)	5/6	7/8	9/11	12/13	S
1) To fit child's chest (inches)	28	30	32	34	36
A Garment Chest (cm)	82	86	92	98	102
B Garment Length (cm)	48	52	57	62	67

2 43 44 45 46 47 48 49 50 51 52 53 54 55 56 57 58 59 60 61 62 6